

Introducing Everett's new utility billing payment system



EVERETT
WASHINGTON

Main landing page

1. Register as new user
2. Login as a registered user
3. Make one-time payment without registering

The screenshot shows the main landing page of the Everett Washington self-service portal. At the top, there is a navigation bar with links for "About Us", "Quick Links", and "Latest News". The Everett Washington logo is prominently displayed. A login and registration section is highlighted with a yellow circle and the number 2, containing fields for "Enter Username", "Enter Password", and a "Login" button, along with links for "Remember me", "Forgot Username", and "Forgot Password". Below this is a "Pay Now" button. The main content area features two large call-to-action buttons: "Pay My Bill" (highlighted with a yellow circle and the number 3) and "New User" (highlighted with a yellow circle and the number 1). The "Pay My Bill" button includes a "PAY NOW" sub-button and the text "Quickly Pay Your Bill Without Registering" with a "Learn more" link. The "New User" button includes a "REGISTER NOW" sub-button and the text "Get 24/7 Online Access Anywhere, Anytime" with a "Learn more" link. Below these buttons is the heading "Easy-to-Use Self Service Portal" with a dropdown arrow. The footer section contains three service categories: "Billing & Payment Management" (with a description: "View bill and payment history and current service charges, request payment arrangements."), "Account Management" (with a description: "Easily manage passwords, update user settings and account profiles."), and "Notification Preferences" (with a description: "Set notification preferences for your account. Receive eBills and eNotices, or receive printed bills and notices for one or more accounts.").

About Us | Quick Links | Latest News

EVERETT
WASHINGTON

2 Login to My Account | Register Now

Enter Username | Enter Password | Login

Remember me | [Forgot Username](#) | [Forgot Password](#)

Pay Now

3 Pay My Bill

PAY NOW

Quickly Pay Your Bill Without Registering

[Learn more](#)

1 New User

REGISTER NOW

Get 24/7 Online Access Anywhere, Anytime

[Learn more](#)

Easy-to-Use Self Service Portal

Billing & Payment Management

View bill and payment history and current service charges, request payment arrangements.

Account Management

Easily manage passwords, update user settings and account profiles.

Notification Preferences

Set notification preferences for your account. Receive eBills and eNotices, or receive printed bills and notices for one or more accounts.



Pay My Bill

Pay bills without having to register



[Login to My Account](#) | [Register Now](#)

Remember me [Forgot Username](#) | [Forgot Password](#)

Pay Now

Pay My Bill

Enter account information

Enter the customer and account numbers provided by your utility.

Customer Number (required) ⓘ

Account Number (required) ⓘ



Remember me [Forgot Username](#) | [Forgot Password](#)

[Pay Now](#)

New User Registration

User Registration includes entering mandatory information, which are marked as (required). Member accounts are Verified once account information has been submitted. You will receive an email containing a link to use to verify your account. Registration may take several seconds, once the Register button is clicked.

Username (required)

Username

Your user name can include letters, numbers or both.

Password (required)

Password

Passwords can include a combination of letters, numbers and special characters.

Confirm Password (required)

Confirm Password

Passwords can include a combination of letters, numbers and special characters.

Customer Number (required) ?

Customer Number

Account Number (required) ?

Account Number

Receive Printed Bills

Receive regular printed bills and notices alerting you of changes to your account.

Email Address (required)

Email Address

Confirm Email Address (required)

Confirm Email Address



New User Registration


User registration is quick, easy and secure.

You can opt-out of printed bills here or do that later.

Account Overview

Basic account information

About Us ▾ Quick Links Latest News

 WELCOME [redacted] ▾
Customer # [redacted] [Log Me Out](#)

My Account ▾ Manage Services ▾

☰ [Account Overview](#) Account Status: Active

My Account

- [Account Overview](#)
- [Billing](#)
- [Transactions](#)
- [Manage Account](#)
- [My Profile](#)

Manage Services

- [Auto Pay](#)
- [Pay Bills](#)


Account Overview

ACCOUNT [redacted]

Billing Summary [Billing History](#)

Due Date	10/13/2020
Past Due Balance	\$0.00
Pending Payment	\$0.00
Total Balance	\$0.00




[Pay Bills](#)



Billing

View current and past account statements


About Us ▾ Quick Links Latest News

 WELCOME  ▾
Customer #  [Log Me Out](#)

My Account ▾ Manage Services ▾

Account Status: Active

Billing


ACCOUNT #  NOVEMBER 12, 2019 - NOVEMBER 12, 2020 ▾


Note: Our PDF files do not fully comply with all applicable guidelines for accessible digital documents. For the most accessible experience, please click on the View hyperlink to open your file in a new web browser window.

Search Show ▾ entries [Export to ▾](#)

Due Date	Current Bill	Total Bill	eBill
10/13/2020	\$398.50	\$1,367.93	Download (PDF)
10/08/2020	\$157.84	\$969.43	Download (PDF)
10/07/2020	\$570.05	\$811.59	Download (PDF)
10/06/2020	\$241.54	\$241.54	Download (PDF)

1 - 4 of 4


 Billing History Graph



Transactions

Transaction and balance history

About Us ▾ Quick Links Latest News

 WELCOME [blurred] ▾
Customer # [blurred] [Log Me Out](#)

My Account ▾ Manage Services ▾

☰ | Transactions Account Status: Active

Transactions


ACCOUNT # [blurred] NOVEMBER 12, 2019 - NOVEMBER 12, 2020 ▾

Auto Pay Plan: Variable Payment Plan - On Due Date
Note: Information is current as of 11/12/2020
Current balance: \$0.00

Search Show entries [Export to ▾](#)

Date	Description	Amount	Balance
10/13/2020	Payment - Auto Pay	(\$1,367.93)	\$0.00
10/13/2020	Manual Billing Due: 10/13/2020	\$398.50	\$1,367.93
10/08/2020	Manual Billing Due: 10/8/2020	\$157.84	\$969.43
10/07/2020	Manual Billing Due: 10/7/2020	\$570.05	\$811.59
10/06/2020	Manual Billing Due: 10/6/2020	\$241.54	\$241.54

1 - 5 of 5



Pay Bills

Make a one-time bill payment



My Account

- [Account Overview](#)
- [Billing](#)
- [Transactions](#)
- [Manage Account](#)
- [My Profile](#)

Manage Services

- [Auto Pay](#)
- [Pay Bills](#)

Pay Bills

To pay the current amount: Click on Pay Bills. To pay a different amount: Enter the new amount and then click on Pay Bills. You will be redirected to the payment authorization website to process your payment.

- Maximum Credit Card payment: \$5000.00.
- Maximum eCheck payment: \$5000.00.

[Pay Bills](#)

[Cancel](#)





WELCOME [blurred]
Customer # [blurred]

Log Me Out

My Profile

Change your contact information



My Profile

My Account

- Account Overview
Billing
Transactions
Manage Account
My Profile

Manage Services

- Auto Pay
Pay Bills

My Profile

To add a Communication Method: Click on the Add button and complete the fields that are displayed, then click on Save.

Table with 2 rows: Email, Primary. Each row has an Edit button and a Delete button.

Add

Manage Password



Auto Pay

Setup an automatic payment to occur each billing cycle

Everett Washington website header with navigation links: About Us, Quick Links, Latest News. User is logged in as WELCOME [redacted] with Customer # 0. Log Me Out button is present.

Navigation: My Account, Manage Services

Account Status: Active

Auto Pay

ACCOUNT # [redacted]

Select the type of payment plan, if it is not already selected, and then select or enter the Start Date. If the Stop Date is unknown, select the "Pay until I cancel this auto pay" option. Otherwise, select the "Stop on selected date" option, and then select or enter the Stop Date.

Payment Plan

Payment Plan Type (required) ? Variable Payment Plan - On Due Date

Start Date (required) 01 [dropdown] [dropdown] [dropdown] [calendar icon]

Stop Date

Pay until I cancel this pre-authorized payment

Stop on selected date

Customer and Banking Information

Payment Method (required) Select Payment Method [dropdown]

You must read and accept the [Terms and Conditions](#) to continue (required)

Submit

