



CITY OF EVERETT

Community, Planning, & Economic Development Department
Planning Division

HAZARDOUS TREE REMOVAL

FOR HAZARDOUS TREES IN CRITICAL AREAS ONLY
NO FEE - REVIEW PROCESS I

Use this application for removing hazardous trees within a critical area (properties near or contain a wetland, stream and/or steep slope). If the tree appears to be healthy, a certified arborist's evaluation is required to be submitted with this application to evaluate the health of the tree.





What you will need before you begin (required documents):

- **A site plan or aerial photo** showing the location of the hazardous tree(s) to be removed. For each tree removed, 2 native trees must be planted somewhere within the critical area or its buffer on the property. The site plan must show where the replacement trees will be planted and the number, type, and size.
- **Photos** of the tree(s) to be removed.
- **Arborist's Evaluation**, if necessary.

Go to <http://pw.everettwa.gov> and create a login. Follow the steps below. You will receive an email when your application has been accepted for processing.

Fees and timelines: No fee. Contact a planner regarding current timelines for processing. We do our best to process these applications as soon as possible.

Step by step instructions:

1. Setup an account or login at <https://pw.everettwa.gov/>.
2. Click on *Apply* under the Land Use Projects header.
3. Read the DISCLAIMER and click, *I Agree* to continue.
4. Enter **PROJECT Type: HAZARDOUS TREE REMOVAL**
5. Enter **Project Name:** i.e. *Tree removal for Ms. Smith*
6. Complete *Additional Information Required*. Use the helpful Tool Tips found under  icon.
7. Enter the address or parcel number in *Location*, leaving off any street type (St, Dr, Ave, Rd, etc.) or directional (W, E, SE, SW).
8. Enter *Your Relation to this Project*.
9. Upload your required documents to *Attachments*. Click the  button.
10. Complete the *Applicant, Owner* and *Contact* information. Please complete all three fields. The "Contact" will be the primary person we will contact regarding the application. Click the  button.
11. Review your application and click . After submittal, you will receive a confirmation email. You will receive a 2nd email when your application has been accepted for further processing.

Need help? No problem.

Contact the Planning Division at 425-257-8731 or at planning@everettwa.gov